



# Life School

## Charter FIRST Management Report

Rating Year 2014-2015  
(Financial Data for 2013-2014)

Presented  
October 14, 2015

# Charter FIRST

## State Financial Accountability Rating Board Presentation October 14, 2015

- 1) PowerPoint Presentation
- 2) Management Report

State Reports Available at:

<http://tea.texas.gov/index4.aspx?id=6491>

Life School CDN: 057807



MANAGEMENT REPORT  
FINANCIAL INTEGRITY RATING SYSTEM OF TEXAS  
2015

Public Meeting  
October 14, 2015

Safety | Integrity | Professional | Data Informed | Innovative | It's not just school. It's *LIFE*.

# Purpose of Rating System

- *Accountability* for quality financial management practices
- *Improve* financial management practices
- *Encourage* Texas public schools to better manage financial resources to provide the maximum allocation possible for direct instructional purposes

# 2015 Rating System

- A rating worksheet with 7 indicators must be completed for each charter district (*reduced from 19 indicators in 2014-2015*)
- Indicators 1 through 4 are answered either Yes or No – must pass all 4
- Indicators 5, 6 and 7 are rated based on a scale of 0 to 10

# Indicators and District Status

- 1 – Was the complete annual financial and compliance report and charter school financial data submitted to TEA on or before the January 28 deadline?

2013-2014

YES



# Indicators and District Status

- 2 – Was there an unmodified opinion in the AFR on the financial statements as a whole?

2013-2014

YES



# Indicators and District Status

- 3 – Was the charter school in compliance with the payment terms of all debt agreements at fiscal year end?

2013-2014

YES





# Indicators and District Status

- 4 – Was the total net asset balance in the statement of financial position for the charter school greater than zero?

2013-2014

YES



# Indicators and District Status

- 5 – Was the charter school’s administrative cost ratio equal to or below the threshold ratio as specified by TEA?

2013-2014

0.1872    6 pts

<u>=&gt;1,000 Students</u>	<u>Points</u>
<= 0.1401	10
0.1402-0.1651	8
0.1652-0.1901	6
0.1902-0.2151	4
0.2152-0.2401	2
> 0.2401	0



# Indicators and District Status

- 6 – Did the comparison of PEIMS data to like information in the charter school’s annual financial report result in an aggregate variance of less than 3% of all expenses?

2013-2014

0.00    10 pts



# Indicators and District Status

- 7 – Was the annual financial report free of any instance(s) of material weakness in internal controls over financial reporting and compliances for local, state, or federal funds?

2013-2014

Yes      10 pts



# Determination of Rating

Rating	Points
Pass	16-30
Suspended	0-0
Substandard Achievement	0-15



Rating	Points
Pass	26

# Additional Report Requirements

- ▣ Copy of Superintendent's Contract (posted on website)
- ▣ Disclose transactions involving the Superintendent and Board Members (Travel and Other Reimbursements)
- ▣ Other compensation received by the Superintendent
- ▣ Disclose gifts from vendors to Board and Employees
- ▣ Board member business transactions with the district

# Charter FIRST



Complete report can be found on the district website at  
[www.lifeschools.net](http://www.lifeschools.net) - Compliance – Financial Transparency

# **LIFE SCHOOL Management Report**

## **TABLE OF CONTENTS**

Section One:	Comparison to Prior Year
Section Two:	Superintendent and Board Disclosures
Section Three:	Indicator Tests
Section Four:	Statewide Statistics



Section One:  
Comparison to Prior Year

Financial Integrity Rating System of Texas  
Life School

<b>2014-2015 Rating: Pass (highest rating)</b>				
<b>2013-2014 Rating: Superior Achievement (highest rating)</b>				
2013-2014 #	2014-2015 #	Indicator Description	2014-2015 Score	2013-2014 Score
1		Did the charter school avoid holds on payments that were not cleared within 30 days as a result of untimely deposits to TRS or TWC?		Yes
2	4	Was the total net asset balance in the statement of financial position for the charter school greater than zero?	Yes	Yes
3		Were there no disclosures in the charter holder's annual financial report and/or other sources of information concerning default on debt?		Yes
	3	Was the charter school in compliance with the payment terms of all debt agreements at fiscal year end?	Yes	
4		Was the charter holder's annual financial report filed within one month after the January 28th deadline?		Yes
	1	Was the complete annual financial and compliance report (AFR) and charter school financial data submitted to TEA on or before the January 28 deadline?	Yes	
5		Was there an unqualified opinion in the charter holder's annual financial report?		Yes
	2	Was there an unmodified opinion in the AFR on the financial statements as a whole?	Yes	
6		Did the charter holder's annual financial report not disclose any instance(s) of material weaknesses in internal controls?		Yes
	7	Was the AFR free of any instance(s) of material weaknesses in internal controls over financial reporting and compliances for local, state, or	10	
7		Are the charter school's liabilities less than 80% of its assets?		5
8	6	Did the comparison of PEIMS data to like information in the charter school's annual financial report result in an aggregate variance of less than 3% of all expenses (Data Quality Measure)?	10	5
9		Were the charter school's debt related expenses less than \$200 per student? (If the charter school's five-year percent change in students was a 7% increase or more, then the charter school receives 5 points)		5
10		Was there no disclosure in the charter holder's annual audit report of material noncompliance?		5
11		Did the charter school have full accreditation status in relation to financial management practices?		5
12		Was the charter school's aggregate of budgeted expenses less than the aggregate of budgeted revenues and investments at the beginning of the year?		5
13		Was the charter school's current ratio for all net asset groups greater than or equal to 1:1?		5
14	5	Was the charter school's administrative cost ratio less than the threshold ratio?	6	0
15		Was the ratio of students to teachers within the ranges according to charter school size?		5
16		Was the ratio of students to total staff within the ranges according to charter school size?		5
17		Was the decrease in the charter school's total net assets less than 20% over two fiscal years? (Calculation excludes depreciation and amortization)		5
18		Was the charter school's aggregate total of cash and investments more than \$0?		5
19		Did the charter school's investment earnings in all net asset groups meet or exceed the average 3-month treasury bill rate?		5
			Score:	
				16
				60

## 2014-2015 Determination Of Rating

A. Did The Charter School fail any of the critical indicators 1 through 4? If so, then the Charter School's rating is F for Substandard Achievement, regardless of points earned.		
B. Determine the rating by the applicable number of points.		
<b>Pass</b>		16-30
<b>Suspended</b>		0-0
<b>Substandard Achievement</b>		0-15
<b>Undetermined</b>		0-0

## Indicator 5 - Administrative Cost Ratio

	=> 1,000 Enrollment	Points	
	<=0.1401	10	
	0.1402-0.1651	8	
	0.1652-0.1901	6	
	0.1902-0.2151	4	
	0.2152-0.2401	2	
	>0.2401	0	

## 2013-2014 Determination Of Rating

A. Did The Charter School Answer <b>No</b> To Indicators 1, 2, 3 Or 4? Or Did The Charter School answer No To Both 5 or 6? If So, The Charter School's Rating Is <b>Substandard Achievement</b> .		
B. 2010-2011: Determine rating by applicable range for summation of the indicator scores (Indicators 7-19):		
<b>Superior Achievement</b>		60-65
<b>Above Standard Achievement</b>		55-59
<b>Standard Achievement</b>		50-54
<b>Substandard Achievement</b>		0-49

## Indicators 15 & 16 Ratios

Indicator 15	Ranges for Ratios		Indicator 16	Ranges for Ratios	
	Low	High		Low	High
Charter School Size - Number of Students			Charter School Size - Number of Students		
< 500	7	22	< 500	5	14
500-999	10	22	500-999	5.8	14
1000-4999	11.5	22	1000-4999	6.3	14
5000-9999	13	22	5000-9999	6.8	14
=> 10000	13.5	22	=> 10000	7	14

**Section Two:  
Superintendent and Board Disclosures**

# School FIRST Annual Financial Management Report

**CHARTER SCHOOL**

Title 19 Texas Administrative Code Chapter 109, Budgeting, Accounting, and Auditing Subchapter AA, Commissioner's Rules Concerning Financial Accountability Rating System, Section 109.1001(o). Effective 8/6/2015. The template has been established to help the charter schools in gathering their data and presenting it at their School FIRST hearing. The template may not be all inclusive.

## Superintendent's Current Employment Contract

A copy of the superintendent's current employment contract at the time of the School FIRST hearing is to be provided. In lieu of publication in the annual School FIRST financial management report, the charter school may choose to publish the superintendent's employment contract on the charter school's Internet site. If published on the Internet, the contract is to remain accessible for twelve months.

## Reimbursements Received by the Superintendent and Board Members

For the Twelve-Month Period  
Ended August 31, 2014

<u>Description of Reimbursements</u>	Brent Wilson	Sharon Williams	Ruben Martinez	Christopher Clemmons	Cara Railey	Eddie Davis
Meals	\$ 2,062	\$ 94	\$ 91	\$ 84	\$ 92	\$
Lodging	\$ 4,127	\$ 521	\$ 521	\$ 568	\$ -	
Transportation	\$ 4,744	\$ 31	\$ 31	\$ 31	\$ 1,578	
Motor Fuel	\$ -	\$ -	\$ -	\$ -	\$ 16	
Other	\$ 6,964	\$ 376	\$ 376	\$ 176	\$ 1	
<b>Total</b>	<b>\$ 17,897</b>	<b>\$ 1,023</b>	<b>\$ 1,019</b>	<b>\$ 859</b>	<b>\$ 1,688</b>	<b>\$ -</b>

All "reimbursements" expenses, regardless of the manner of payment, including direct pay, credit card, cash, and purchase order are to be reported.

Items to be reported per category include:

Meals – Meals consumed out of town, and in geographic-boundary meals at area restaurants (outside of board meetings, excludes catered board meeting

Lodging – Hotel charges.

Transportation – Airfare, car rental (can include fuel on rental, taxis, mileage reimbursements, leased cars, parking and tolls).

Motor fuel – Gasoline.

Other: Registration fees, telephone/cell phone, internet service, fax machine, and other reimbursements (or on-behalf of) to the superintendent and board member not defined above.

**Outside Compensation and/or Fees Received by the Superintendent for Professional Consulting and/or Other Personal Services**

For the Twelve-Month Period  
 Ended August 31, 2014

<u>Name(s) of Entity(ies)</u>	Amount Received
	\$ -
Total	<u>\$ -</u>

Compensation does not include business revenues generated from a family business (farming, ranching, etc.) that has no relation to charter school business.

**Gifts Received by Executive Officers and Board Members (and First Degree Relatives, if any)  
 (gifts that had an economic value of \$250 or more in the aggregate in the fiscal year)**

For the Twelve-Month Period  
 Ended August 31, 2014

	Brent Wilson	Sharon Williams	Ruben Martinez	Christopher Clemmons	Cara Railey
Total	<u>\$ -</u>	<u>\$ -</u>	<u>\$ -</u>	<u>\$ -</u>	<u>\$ -</u>

**Note** – An executive officer is defined as the superintendent, unless the board of trustees or the charter school administration names additional staff under this classification for local officials.

**Business Transactions Between Charter School and Board Members**

For the Twelve-Month Period  
 Ended August 31, 2014

	Sharon Williams	Ruben Martinez	Christopher Clemmons	Cara Railey
Amounts	<u>\$ -</u>	<u>\$ -</u>	<u>\$ -</u>	<u>\$ -</u>

**Note** – The summary amounts reported under this disclosure are not to duplicate the items disclosed in the summary schedule of reimbursements received by board members.

## Section Three: Indicator Tests



User: Public

User Role: Public

Rating Year: 2014-2015 ▼

CDN: 057807 ▼

Select An Option ▼

Help

Home

Exit

## 2014-2015 Ratings Based on Fiscal Year 2014 Data - Charter School Status Detail

[Charter School Status Detail](#)
[Indicator Detail Summary](#)
[Determination of Ratings](#)

### Size-Dependent Indicators

LIFE SCHOOL(057807)				
Status	Indicator Num	Indicator Description	Updated	Score
P	+1 1	<u>Was the complete annual financial and compliance report (AFR) and charter school financial data submitted to TEA on or before the November 27 or January 28 deadline depending on the charter school's fiscal year end date of June 30 or August 31, respectively?</u>	8/4/2015 4:57:40 PM	YES
P	+1 2	<u>Was there an unmodified opinion in the AFR on the financial statements as a whole? The American Institute of Certified Public Accountants (AICPA) defines unmodified opinion, and the external independent auditor determines if there was an unmodified opinion.</u>	8/4/2015 4:57:40 PM	YES
P	+1 3	<u>Was the charter school in compliance with the payment terms of all debt agreements at fiscal year end? If the charter school was in default in a prior fiscal year, an exemption applies in following years if the charter school is current on its forbearance or payment plan with the lender and the payments are made on schedule for the fiscal year being rated. Also exempted are technical defaults that are not related to monetary defaults. A technical default is a failure to uphold the terms of a debt covenant, contract, or master promissory note even though payments to the lender, trust, or sinking fund are current.</u>	8/4/2015 4:57:40 PM	YES
		<u>Was the total net asset balance in the statement of financial position for the</u>		



P	+1	4	<u>charter school greater than zero? (If the charter school's five-year percent change in students was a 10 percent increase or more, then the charter school passes this indicator). (New charter schools that have a negative net asset balance will pass this indicator if they have a 10 percent growth in students year over year until it completes its fifth year of operations. After the fifth year of operations, the calculation changes to the 10 percent increase in 5 years.)</u>	8/4/2015 4:57:40 PM	YES
		5	<u>Was the charter school's administrative cost ratio equal to or below the threshold ratio as specified by TEA?</u>	8/4/2015 4:57:40 PM	6
		6	<u>Did the comparison of Public Education Information Management System (PEIMS) data to like information in the charter school's AFR result in an aggregate variance of less than 3 percent of all expenses?</u>	8/4/2015 4:57:40 PM	10
		7	<u>Was the AFR free of any instance(s) of material weaknesses in internal controls over financial reporting and compliances for local, state, or federal funds? The AICPA defines material weakness and the external independent auditor determines if there are any instances of material weakness.</u>	8/4/2015 4:57:40 PM	10
					26 Weighted Sum
					1 Multiplier Sum
					26 Score

**+1: must pass 1-4**

## Options

[Print](#)

Audit Home Page: [School Financial Audits](#) | Send comments or suggestions to [schoolaudits@tea.texas.gov](mailto:schoolaudits@tea.texas.gov)  
 The Texas Education Agency  
 1701 North Congress Avenue · Austin, Texas, 78701 · (512) 463-9095  
 Copyright © Texas Education Agency (TEA) 2007-2012

This website is best viewed in Internet Explorer 6.0 and above.  
 CSSF 1.4.0.15



**User: Public**  
**User Role: Public**

**Rating Year:**  ▾
 **CDN:**  ▾
  ▾

## 2014-2015 Indicator Test 1

Indicator Details and Formula

Result Determination Reference

<b>Charter School Name:</b>	<b>LIFE SCHOOL(057807)</b>
<b>Indicator:</b>	<b>Was the complete annual financial and compliance report (AFR) and charter school financial data submitted to TEA on or before the November 27 or January 28 deadline depending on the charter school's fiscal year end date of June 30 or August 31, respectively?</b>
<b>Status</b>	Passed
<b>Last Updated:</b>	8/4/2015 4:57:40 PM
<b>Formula</b>	
None	
<b>Field</b>	<b>Value</b>
A. Audit Report Received Date:	<input type="text" value="1/22/2015"/>
B. Fiscal Year End Date:	<input type="text" value="8/31/2014"/>
C. Submission Deadline Days:	<input type="text" value="180"/>

## Options



User: Public  
 User Role: Public

Rating Year:  ▼ CDN:  ▼  ▼

2014-2015 Indicator Test 2

Indicator Details and Formula      Result Determination Reference

<b>Charter School Name:</b>	<b>LIFE SCHOOL(057807)</b>
<b>Indicator:</b>	<b>Was there an unmodified opinion in the AFR on the financial statements as a whole? The American Institute of Certified Public Accountants (AICPA) defines unmodified opinion, and the external independent auditor determines if there was an unmodified opinion.</b>
<b>Status</b>	Passed
<b>Last Updated:</b>	8/4/2015 4:57:40 PM
<b>Formula</b>	
None	
<b>Field</b>	<b>Value</b>
Clean Audit:	<input checked="" type="checkbox"/>

**Options**

Audit Home Page: [School Financial Audits](#) | Send comments or suggestions to [schoolaudits@tea.texas.gov](mailto:schoolaudits@tea.texas.gov)  
 The [Texas Education Agency](#)  
 1701 North Congress Avenue · Austin, Texas, 78701 · (512) 463-9095  
 Copyright © Texas Education Agency (TEA) 2007-2012



User: Public  
 User Role: Public

Rating Year:  ▼ CDN:  ▼  ▼

### 2014-2015 Indicator Test 3

Indicator Details and Formula

Result Determination Reference

<b>Charter School Name:</b>	<b>LIFE SCHOOL(057807)</b>
<b>Indicator:</b>	<b>Was the charter school in compliance with the payment terms of all debt agreements at fiscal year end? If the charter school was in default in a prior fiscal year, an exemption applies in following years if the charter school is current on its forbearance or payment plan with the lender and the payments are made on schedule for the fiscal year being rated. Also exempted are technical defaults that are not related to monetary defaults. A technical default is a failure to uphold the terms of a debt covenant, contract, or master promissory note even though payments to the lender, trust, or sinking fund are current.</b>
<b>Status</b>	Passed
<b>Last Updated:</b>	8/4/2015 4:57:40 PM
<b>Formula</b>	None
<b>Field</b>	<b>Value</b>
<b>No Debt Defaults:</b>	<input checked="" type="checkbox"/>

### Options



**User: Public**  
**User Role: Public**

**Rating Year:**  ▾
 **CDN:**  ▾
  ▾

**2014-2015 Indicator Test 4**

Indicator Details and Formula      Result Determination Reference

**Charter School Name:**      **LIFE SCHOOL(057807)**

**Indicator:**      **Was the total net asset balance in the statement of financial position for the charter school greater than zero? (If the charter school’s five-year percent change in students was a 10 percent increase or more, then the charter school passes this indicator). (New charter schools that have a negative net asset balance will pass this indicator if they have a 10 percent growth in students year over year until it completes its fifth year of operations. After the fifth year of operations, the calculation changes to the 10 percent increase in 5 years.)**

**Status**      Passed

**Last Updated:**      8/4/2015 4:57:40 PM

**Formula**

A + B > C  
 OR  
 $(( (D - E) / E ) * 100 ) \geq F$

**Field**      **Value**

A. Total net asset balance in the statement of financial position:	15059992.0000
B. Pension Expense, Other Post-Employment Benefits (OPEB), and Net Pension Liability (NPL), as applicable:	0.0000
C. Net Assets Threshold:	0
OR	
D. Number of students in	

membership in year 5 from base year:	<input type="text" value="4644"/>
E. Number of students in membership in base year:	<input type="text" value="3434"/>
F. Threshold for percent change in students in membership:	<input type="text" value="10"/>

## Options

Audit Home Page: [School Financial Audits](#) | Send comments or suggestions to [schoolaudits@tea.texas.gov](mailto:schoolaudits@tea.texas.gov)  
The [Texas Education Agency](#)  
1701 North Congress Avenue · Austin, Texas, 78701 · (512) 463-9095  
[Copyright © Texas Education Agency \(TEA\) 2007-2012](#)

This website is best viewed in Internet Explorer 6.0 and above.  
CSSF 1.4.0.15



User: Public  
 User Role: Public

Rating Year:  ▼ CDN:  ▼  ▼

**2014-2015 Indicator Test 5**

Indicator Details and Formula      Result Determination Reference

<b>Charter School Name:</b>	<b>LIFE SCHOOL(057807)</b>
<b>Indicator:</b>	<b>Was the charter school's administrative cost ratio equal to or below the threshold ratio as specified by TEA?</b>
<b>Results/Points</b>	6
<b>Last Updated:</b>	8/4/2015 4:57:40 PM
 <b>Formula</b>	
((A/B) Between Threshold Ratio Ranges(Based on Charter School Size)	
<b>Field</b>	<b>Value</b>
Average Daily Attendance:	<input type="text" value="4477.518"/>
A. Admin Costs:	<input type="text" value="3410170.0000"/>
B. Other Costs:	<input type="text" value="18212301.0000"/>

**Options**



User: Public  
User Role: Public

Rating Year:  ▼ CDN:  ▼  ▼

## 2014-2015 Indicator Test 6

Indicator Details and Formula      Result Determination Reference

<b>Charter School Name:</b>	<b>LIFE SCHOOL(057807)</b>
<b>Indicator:</b>	<b>Did the comparison of Public Education Information Management System (PEIMS) data to like information in the charter school's AFR result in an aggregate variance of less than 3 percent of all expenses?</b>
<b>Results/Points</b>	10
<b>Last Updated:</b>	8/4/2015 4:57:40 PM
<b>Formula</b>	
(( A / B ) < C )	
<b>Field</b>	<b>Value</b>
A. Data Variance (Sum of Differences) :	<input type="text" value="58.0000"/>
B. Total Expenses:	<input type="text" value="41389539.0000"/>
C. Threshold for percentage of Data Variance:	<input type="text" value="0.03"/>

## Options





**User: Public**  
**User Role: Public**

**Rating Year:**  ▾
 **CDN:**  ▾
  ▾

**2014-2015 Indicator Test 7**

Indicator Details and Formula      Result Determination Reference

<b>Charter School Name:</b>	<b>LIFE SCHOOL(057807)</b>
<b>Indicator:</b>	<b>Was the AFR free of any instance(s) of material weaknesses in internal controls over financial reporting and compliances for local, state, or federal funds? The AICPA defines material weakness and the external independent auditor determines if there are any instances of material weakness.</b>
<b>Results/Points</b>	10
<b>Last Updated:</b>	8/4/2015 4:57:40 PM
<b>Formula</b>	
None	
<b>Field</b>	<b>Value</b>
Material Weakness:	<input checked="" type="checkbox"/>

**Options**

## Section Four: Statewide Statistics

**User: Public****User Role: Public**
**Rating Year:**  **CDN:**   
 
**2014-2015 Ratings Based on Fiscal Year 2014 Data - Charter School**

<b>CDN</b>	<b>Region</b>	<b>Name</b>	<b>Rating</b>	<b>Status</b>
<a href="#">003801</a>	7	PINEYWOODS COMMUNITY ACADEMY	Pass	✓
<a href="#">013801</a>	2	ST MARY'S ACADEMY CHARTER SCHOOL	Pass	✓
<a href="#">014801</a>	12	RICHARD MILBURN ALTER HIGH SCHOOL (KILLEEN)	Pass	✓
<a href="#">014803</a>	12	PRIORITY CHARTER SCHOOLS	Pass	✓
<a href="#">014804</a>	12	ORENDA CHARTER SCHOOL	Pass	✓
<a href="#">015801</a>	20	POR VIDA ACADEMY	Pass	✓
<a href="#">015802</a>	20	GEORGE GERVIN ACADEMY	Pass	✓
<a href="#">015805</a>	20	NEW FRONTIERS CHARTER SCHOOL	Pass	✓
<a href="#">015806</a>	20	SCHOOL OF EXCELLENCE IN EDUCATION	Pass	✓
<a href="#">015807</a>	20	SOUTHWEST PREPARATORY SCHOOL	Pass	✓
<a href="#">015808</a>	20	JOHN H WOOD JR PUBLIC CHARTER DISTRICT	Pass	✓
<a href="#">015809</a>	20	BEXAR COUNTY ACADEMY	Pass	✓
<a href="#">015814</a>	20	POSITIVE SOLUTIONS CHARTER SCHOOL	Pass	✓
<a href="#">015815</a>	20	RADIANCE ACADEMY OF LEARNING	Substandard Achievement	✗
<a href="#">015819</a>	20	SHEKINAH RADIANCE ACADEMY	Substandard Achievement	✗
<a href="#">015820</a>	20	SAN ANTONIO SCHOOL FOR INQUIRY & CREATIVITY	Pass	✓
<a href="#">015822</a>	20	JUBILEE ACADEMIC CENTER	Pass	✓
<a href="#">015825</a>	20	LIGHTHOUSE CHARTER SCHOOL	Pass	✓

<u>015826</u>	20	KIPP SAN ANTONIO	Pass	✓
<u>015827</u>	20	SCHOOL OF SCIENCE AND TECHNOLOGY	Pass	✓
<u>015828</u>	20	HARMONY SCIENCE ACAD (SAN ANTONIO)	Pass	✓
<u>015830</u>	20	BROOKS ACADEMY OF SCIENCE AND ENGINEERING	Pass	✓
<u>015831</u>	20	SCHOOL OF SCIENCE AND TECHNOLOGY DISCOVERY	Pass	✓
<u>015833</u>	20	HENRY FORD ACADEMY ALAMEDA SCHOOL FOR ART AND DESIGN	Pass	✓
<u>015834</u>	20	BASIS TEXAS	Pass	✓
<u>015836</u>	20	ELEANOR KOLITZ HEBREW LANGUAGE ACADEMY	Pass	✓
<u>021803</u>	6	BRAZOS SCHOOL FOR INQUIRY & CREATIVITY	Pass	✓
<u>021805</u>	6	ARROW ACADEMY	Pass	✓
<u>031803</u>	1	HARMONY SCIENCE ACADEMY BROWNSVILLE	Pass	✓
<u>043801</u>	10	IMAGINE INTERNATIONAL ACADEMY OF NORTH TEXAS	Pass	✓
<u>046802</u>	13	TRINITY CHARTER SCHOOL	Pass	✓
<u>057802</u>	10	PEGASUS SCHOOL OF LIBERAL ARTS AND SCIENCES	Pass	✓
<u>057803</u>	10	UPLIFT EDUCATION - NORTH HILLS PREPARATORY	Substandard Achievement	✗
<u>057804</u>	10	TEXANS CAN ACADEMIES	Pass	✓
<u>057805</u>	10	LUMIN EDUCATION	Pass	✓
<u>057806</u>	10	ADVANTAGE ACADEMY	Pass	✓
<u>057807</u>	10	LIFE SCHOOL	Pass	✓
<u>057808</u>	10	UNIVERSAL ACADEMY	Pass	✓
<u>057809</u>	10	NOVA ACADEMY	Substandard Achievement	✗
<u>057810</u>	10	ACADEMY OF DALLAS	Pass	✓
<u>057811</u>	10	CHILDREN FIRST ACADEMY OF DALLAS	Substandard Achievement	✗
<u>057813</u>	10	TRINITY BASIN PREPARATORY	Pass	✓
<u>057814</u>	10	ACADEMY FOR ACADEMIC EXCELLENCE	Pass	✓

<u>057816</u>	10	A W BROWN-FELLOWSHIP LEADERSHIP ACADEMY	Pass	✓
<u>057817</u>	10	FOCUS LEARNING ACADEMY	Pass	✓
<u>057819</u>	10	JEAN MASSIEU ACADEMY	Pass	✓
<u>057827</u>	10	NOVA ACADEMY (SOUTHEAST)	Substandard Achievement	✗
<u>057828</u>	10	WINFREE ACADEMY CHARTER SCHOOLS	Pass	✓
<u>057829</u>	10	A+ ACADEMY	Pass	✓
<u>057830</u>	10	INSPIRED VISION ACADEMY	Pass	✓
<u>057831</u>	10	GATEWAY CHARTER ACADEMY	Pass	✓
<u>057832</u>	10	ALPHA CHARTER SCHOOL	Substandard Achievement	✗
<u>057833</u>	10	EDUCATION CENTER INTERNATIONAL ACADEMY	Pass	✓
<u>057834</u>	10	EVOLUTION ACADEMY CHARTER SCHOOL	Pass	✓
<u>057835</u>	10	GOLDEN RULE CHARTER SCHOOL	Pass	✓
<u>057836</u>	10	ST ANTHONY SCHOOL	Pass	✓
<u>057837</u>	10	KIPP DALLAS-FORT WORTH	Pass	✓
<u>057838</u>	10	UPLIFT EDUCATION - PEAK PREPARATORY	Pass	✓
<u>057839</u>	10	LA ACADEMIA DE ESTRELLAS	Pass	✓
<u>057840</u>	10	RICHLAND COLLEGIATE HIGH SCHOOL	Pass	✓
<u>057841</u>	10	CITYSCAPE SCHOOLS	Pass	✓
<u>057842</u>	10	UPLIFT EDUCATION - WILLIAMS PREPARATORY	Pass	✓
<u>057843</u>	10	UPLIFT EDUCATION - HAMPTON PREPARATORY	Pass	✓
<u>057844</u>	10	MANARA ACADEMY	Pass	✓
<u>057845</u>	10	UME PREPARATORY ACADEMY	Pass	✓
<u>057846</u>	10	LEGACY PREPARATORY	Pass	✓
<u>057847</u>	10	VILLAGE TECH SCHOOLS	Pass	✓
<u>057848</u>	10	INTERNATIONAL LEADERSHIP OF TEXAS (ILT)	Pass	✓
<u>061802</u>	11	NORTH TEXAS COLLEGIATE ACADEMY	Pass	✓





<u>061804</u>	11	LEADERSHIP PREP SCHOOL	Pass	✓
<u>068801</u>	18	RICHARD MILBURN ACADEMY ECTOR COUNTY	Pass	✓
<u>068802</u>	18	COMPASS ACADEMY CHARTER SCHOOL	Pass	✓
<u>070801</u>	10	WAXAHACHIE FAITH FAMILY ACADEMY	Pass	✓
<u>071801</u>	19	BURNHAM WOOD CHARTER SCHOOL DISTRICT	Pass	✓
<u>071803</u>	19	PASO DEL NORTE ACADEMY CHARTER DISTRICT	Pass	✓
<u>071804</u>	19	EL PASO ACADEMY	Pass	✓
<u>071806</u>	19	HARMONY SCIENCE ACAD (EL PASO)	Pass	✓
<u>071807</u>	19	LA FE PREPARATORY SCHOOL	Pass	✓
<u>071809</u>	19	VISTA DEL FUTURO CHARTER SCHOOL	Pass	✓
<u>072801</u>	11	PREMIER HIGH SCHOOLS	Pass	✓
<u>072802</u>	11	ERATH EXCELS ACADEMY INC	Pass	✓
<u>084802</u>	4	ODYSSEY ACADEMY INC	Pass	✓
<u>084804</u>	4	AMBASSADORS PREPARATORY ACADEMY	Substandard Achievement	✗
<u>084805</u>	4	PREMIER LEARNING ACADEMY	Pass	✓
<u>092801</u>	7	EAST TEXAS CHARTER SCHOOLS	Pass	✓
<u>101802</u>	4	SER-NINOS CHARTER SCHOOL	Pass	✓
<u>101803</u>	4	ARISTOI CLASSICAL ACADEMY	Pass	✓
<u>101804</u>	4	GEORGE I SANCHEZ CHARTER	Pass	✓
<u>101806</u>	4	RAUL YZAGUIRRE SCHOOL FOR SUCCESS	Substandard Achievement	✗
<u>101807</u>	4	UNIVERSITY OF HOUSTON CHARTER SCHOOL	Pass	✓
<u>101810</u>	4	ACADEMY OF ACCELERATED LEARNING INC	Pass	✓
<u>101811</u>	4	EXCEL ACADEMY	Pass	✓
<u>101813</u>	4	KIPP INC CHARTER	Pass	✓
<u>101814</u>	4	THE VARNETT PUBLIC SCHOOL	Substandard Achievement	✗

<u>101815</u>	4	ALIEF MONTESSORI COMMUNITY SCHOOL	Pass	✓
<u>101819</u>	4	AMIGOS POR VIDA-FRIENDS FOR LIFE PUB CHTR SCH	Pass	✓
<u>101821</u>	4	HOUSTON HEIGHTS HIGH SCHOOL	Pass	✓
<u>101828</u>	4	HOUSTON GATEWAY ACADEMY INC	Pass	✓
<u>101829</u>	4	HOUSTON HEIGHTS LEARNING ACADEMY INC	Pass	✓
<u>101833</u>	4	LA AMISTAD LOVE & LEARNING ACADEMY	Pass	✓
<u>101837</u>	4	CALVIN NELMS CHARTER SCHOOLS	Pass	✓
<u>101838</u>	4	SOUTHWEST SCHOOL	Pass	✓
<u>101840</u>	4	TWO DIMENSIONS PREPARATORY ACADEMY	Pass	✓
<u>101842</u>	4	COMQUEST ACADEMY	Substandard Achievement	✗
<u>101845</u>	4	YES PREP PUBLIC SCHOOLS INC	Substandard Achievement	✗
<u>101846</u>	4	HARMONY SCIENCE ACADEMY	Pass	✓
<u>101847</u>	4	BEATRICE MAYES INSTITUTE CHARTER SCHOOL	Pass	✓
<u>101849</u>	4	ACCELERATED INTERMEDIATE ACADEMY	Pass	✓
<u>101850</u>	4	ZOE LEARNING ACADEMY	Pass	✓
<u>101853</u>	4	PROMISE COMMUNITY SCHOOL	Pass	✓
<u>101855</u>	4	MEYERPARK ELEMENTARY	Pass	✓
<u>101856</u>	4	DRAW ACADEMY	Pass	✓
<u>101858</u>	4	HARMONY SCHOOL OF EXCELLENCE	Pass	✓
<u>101859</u>	4	STEP CHARTER SCHOOL	Pass	✓
<u>101861</u>	4	THE RHODES SCHOOL	Pass	✓
<u>101862</u>	4	HARMONY SCHOOL OF SCIENCE - HOUSTON	Pass	✓
<u>101864</u>	4	THE LAWSON ACADEMY	Pass	✓
<u>101865</u>	4	VICTORY PREP	Substandard Achievement	✗
<u>101866</u>	4	GLOBAL LEARNING VILLAGE	Substandard Achievement	✗

<u>101867</u>	4	FALLBROOK COLLEGE PREPARATORY ACADEMY	Pass	✓
<u>101868</u>	4	THE PRO-VISION ACADEMY	Pass	✓
<u>101869</u>	4	C O R E ACADEMY	Pass	✓
<u>105801</u>	13	KATHERINE ANNE PORTER SCHOOL	Pass	✓
<u>105802</u>	13	TEXAS PREPARATORY SCHOOL	Pass	✓
<u>108802</u>	1	HORIZON MONTESSORI PUBLIC SCHOOLS	Pass	✓
<u>108804</u>	1	MIDVALLEY ACADEMY CHARTER DISTRICT	Pass	✓
<u>108807</u>	1	IDEA PUBLIC SCHOOLS	Pass	✓
<u>108808</u>	1	VANGUARD ACADEMY	Pass	✓
<u>108809</u>	1	EXCELLENCE IN LEADERSHIP ACADEMY	Pass	✓
<u>123803</u>	5	TEKOA ACADEMY OF ACCELERATED STUDIES STEM SCHOOL	Pass	✓
<u>123805</u>	5	EHRHART SCHOOL	Pass	✓
<u>123807</u>	5	BOB HOPE SCHOOL	Pass	✓
<u>130801</u>	13	MEADOWLAND CHARTER SCHOOL	Pass	✓
<u>152802</u>	17	RISE ACADEMY	Pass	✓
<u>152803</u>	17	SOUTH PLAINS ACADEMY CHARTER DISTRICT	Pass	✓
<u>152805</u>	17	HARMONY SCIENCE ACAD LUBBOCK	Pass	✓
<u>161801</u>	12	WACO CHARTER SCHOOL	Pass	✓
<u>161802</u>	12	RAPOPORT ACADEMY PUBLIC SCHOOL	Pass	✓
<u>161807</u>	12	HARMONY SCIENCE ACAD (WACO)	Pass	✓
<u>165802</u>	18	MIDLAND ACADEMY CHARTER SCHOOL	Pass	✓
<u>170801</u>	6	TEXAS SERENITY ACADEMY	Pass	✓
<u>174801</u>	7	STEPHEN F AUSTIN STATE UNIVERSITY CHARTER SCHOOL	Pass	✓
<u>178801</u>	2	DR M L GARZA-GONZALEZ CHARTER SCHOOL	Pass	✓
<u>178804</u>	2	RICHARD MILBURN ALTER HIGH SCHOOL CORPUS CHRISTI	Pass	✓



<u>178807</u>	2	CORPUS CHRISTI MONTESSORI SCHOOL	Pass	✓
<u>178808</u>	2	SEASHORE CHARTER SCHOOLS	Pass	✓
<u>183801</u>	7	PANOLA CHARTER SCHOOL	Pass	✓
<u>184801</u>	11	CROSSTIMBERS ACADEMY	Pass	✓
<u>188801</u>	16	RICHARD MILBURN ACADEMY AMARILLO	Pass	✓
<u>193801</u>	20	BIG SPRINGS CHARTER SCHOOL	Pass	✓
<u>212801</u>	7	CUMBERLAND ACADEMY	Pass	✓
<u>212804</u>	7	UT TYLER INNOVATION ACADEMY	Pass	✓
<u>213801</u>	11	BRAZOS RIVER CHARTER SCHOOL	Pass	✓
<u>220801</u>	11	TREETOPS SCHOOL INTERNATIONAL	Pass	✓
<u>220802</u>	11	ARLINGTON CLASSICS ACADEMY	Pass	✓
<u>220809</u>	11	FORT WORTH ACADEMY OF FINE ARTS	Pass	✓
<u>220810</u>	11	WESTLAKE ACADEMY CHARTER SCHOOL	Pass	✓
<u>220811</u>	11	EAST FORT WORTH MONTESSORI ACADEMY	Pass	✓
<u>220812</u>	11	RICHARD MILBURN ACADEMY FORT WORTH	Pass	✓
<u>220813</u>	11	HARMONY SCIENCE ACAD FORT WORTH	Pass	✓
<u>220814</u>	11	TEXAS SCHOOL OF THE ARTS	Pass	✓
<u>220815</u>	11	CHAPEL HILL ACADEMY	Pass	✓
<u>220816</u>	11	UPLIFT EDUCATION-SUMMIT INTERNATIONAL PREPARATORY	Pass	✓
<u>220817</u>	11	NEWMAN INTERNATIONAL ACADEMY OF ARLINGTON	Pass	✓
<u>221801</u>	14	TEXAS COLLEGE PREPARATORY ACADEMIES	Pass	✓
<u>226801</u>	15	TEXAS LEADERSHIP	Pass	✓
<u>227803</u>	13	WAYSIDE SCHOOLS	Pass	✓
<u>227804</u>	13	NYOS CHARTER SCHOOL	Pass	✓
<u>227805</u>	13	TEXAS EMPOWERMENT ACADEMY	Pass	✓
<u>227806</u>	13	UNIVERSITY OF TEXAS UNIVERSITY CHARTER SCHOOL	Pass	✓

<u>227814</u>	13	CHAPARRAL STAR ACADEMY	Substandard Achievement	
<u>227816</u>	13	HARMONY SCIENCE ACADEMY (AUSTIN)	Pass	
<u>227817</u>	13	CEDARS INTERNATIONAL ACADEMY	Pass	
<u>227819</u>	13	UNIVERSITY OF TEXAS ELEMENTARY CHARTER SCHOOL	Pass	
<u>227820</u>	13	KIPP AUSTIN PUBLIC SCHOOLS INC	Pass	
<u>227821</u>	13	AUSTIN DISCOVERY SCHOOL	Pass	
<u>227824</u>	13	THE EAST AUSTIN COLLEGE PREP ACADEMY	Pass	
<u>227825</u>	13	AUSTIN ACHIEVE PUBLIC SCHOOLS	Pass	
<u>234801</u>	7	RANCH ACADEMY	Pass	
<u>236801</u>	6	RAVEN SCHOOL	Pass	
<u>240801</u>	1	GATEWAY ACADEMY CHARTER DISTRICT	Pass	
<u>246801</u>	13	MERIDIAN WORLD SCHOOL LLC	Pass	

[Print Page](#)
[Print](#)

Audit Home Page: [School Financial Audits](#) | Send comments or suggestions to [schoolaudits@tea.texas.gov](mailto:schoolaudits@tea.texas.gov)  
The [Texas Education Agency](#)

1701 North Congress Avenue · Austin, Texas, 78701 · (512) 463-9095

Copyright © Texas Education Agency (TEA) 2007-2012

This website is best viewed in Internet Explorer 6.0 and above.  
CSSF 1.4.0.15



User: Public

User Role: Public

Rating Year: **2014-2015** ▼ CDN: ▼ Overall Statistics ▼ Help

Home Exit

## Overall Statistics

2014-2015 Status Counts

2014-2015 Rating Counts

All Results by Indicator

Answers By Indicators

Status	Count	% Total	Enrollment	% Total Enrollment
Fail	15	8.24	16577	8.56
Pass	167	91.76	177116	91.44
TOTAL	182	100.00	193693	100.00

## Options

Print

Audit Home Page: [School Financial Audits](#) | Send comments or suggestions to [schoolaudits@tea.texas.gov](mailto:schoolaudits@tea.texas.gov)  
 The Texas Education Agency  
 1701 North Congress Avenue · Austin, Texas, 78701 · (512) 463-9095  
 Copyright © Texas Education Agency (TEA) 2007-2012

This website is best viewed in Internet Explorer 6.0 and above.  
 CSSF 1.4.0.15